



Connector block boxes: Flush mounting box 4M light blue

V71304

System infrastructure / Enclosures and control units / Connector block boxes
/ Flush mounting

Flush mounting box 4M light blue

4-module flush mounting box, (Glow Wire 650 °C), for masonry walls, light blue

- Plenty of space of internal wiring
- Wide range of accessories available: anti-mortar covers, coupling joints to create multiple series of boxes
- Knockouts designed for the insertion of pipes with various cross-sections
- Rack for fixing the dividing screen (patented)
- Fixing lug of the support screws with zinc-plating treatment to prevent the thread from clogging during installation and favour screwing



Product Status

3 - Active

Minimum order quantity

6 NR


You may also be interested in



V71304.AU - Flush mounting box 4M black




V71324 - Antimortar cover for flush-mount box 4M



V71634 - Flat cover 4M

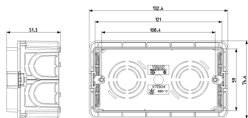


V71550 - Dividing screen for flush-mount box yell



V71563 - Joint plate for flush-mount bixes yellow

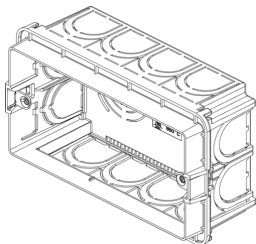
Drawings



Space view



Backside view



3D View

Technical data

- **Class group:** Connection material (electrotechnical)
- **Class:** Box/housing for built-in mounting in the wall/ceiling
- **Mounting method:** Flush-mounted
- **Shape:** Rectangular
- **Construction type:** Device connection box (round/square)
- **Model:** Other
- **Provided with revolving ring:** No
- **Couplable:** Yes
- **Equipped with:** None
- **Diameter:** 0 mm
- **Length:** 59,00 mm
- **Width:** 121,00 mm
- **Depth:** 0,00 - 49,80 mm
- **Inner depth:** 50,00 mm
- **For number of electric fittings:** 4
- **Mounting switching equipment:** Screwing
- **With screws:** No
- **Housing feed-through by break-out opening:** Yes
- **Housing feed-through by seal membrane:** No
- **Housing feed-through by nozzle:** No
- **Housing feed-through by step membrane:** No
- **For tube diameter:** 20/25 mm
- **Pipe locking:** No
- **Pipe locking optional:** No
- **Inlet from the rear:** Yes
- **Number of inlets:** 14
- **Number of included spouts:** 0
- **Material:** Plastic
- **Halogen free:** Yes
- **Surface protection:** Untreated
- **Colour:** Blue
- **Degree of protection (IP):** IP00
- **Cover model:** None
- **Transparent cover:** No
- **Cover attachment:** Screwed
- **Sealable:** No
- **Circuit integrity:** None
- **With screening:** No
- **Air tight:** No
- **Max. conductor cross section:** 0
- **Number of poles of the clamp:** 0
- **Clamp position fixed:** No
- **Luminaire hook mounting:** No
- **Nozzle:** None
- **Special application:** None

Certifications

- 00. CE Marking - EU
- 01. IMQ - Italy ([download](#))
- 50. Product Environm. Profile
- 96. Electrotechnical expert ([download](#))

Packaging

			
Code 8007352079403	Code 8007352079410	Code 8007352079427	Code 8007352356245
Quantity 1 NR	Quantity 6 NR	Quantity 96 NR	Quantity 2,304 NR
Dim. 13.1x6.9x5 [cm]	Dim. 13.1x6.9x30 [cm]	Dim. 59.5x38.5x26.5 [cm]	Dim. 80x120x180 [cm]
Weight 38.2 [g]	Weight 238.27 [g]	Weight 4,595.33 [g]	Weight 115,000 [g]

Legal

Vimar reserves the right to change at any time and without notice the characteristics of the products reported. Installation should be carried out by qualified staff in compliance with the current regulations regarding the installation of electrical equipment in the country where the products are installed. For the terms of use of the information on the product info sheet see [Conditions of Use](#).